


PUMPING NOT WORKING (1/2)

Pumping Not Working

Check F8 fuse (10 Amp) for Wire "18"




Is the fuse blown?

NO

YES

Check Wire "#20" for power



Is there power?

NO

YES

Change the fuse F8

Change CRC Relay


TO NEXT PAGE

※ NOTE ※

In an emergency, pump manually by pushing two forwarding valves.

★TO ENGAGE: Lock in passenger side first then lock in driver side valve.


★TO DISENGAGE: Unlock the driver side valve first then unlock the passenger side valve



PUMPING NOT WORKING (2/2)

FROM PREVIOUS PAGE


Check Wire "#X10" at CR4 for power



Is there power?

YES

Check Wire "#Y24" at CR5 for power
* Make sure Vibrator Switch off *



Change CR4 relay

NO

Is there power?

NO

Change Relay Board

NO

Change CR5 relay

Is there power?

YES

NO

Is there power?

YES

Check din plug or wire
of forwarding valves

**Contact CONCORD
Service Department**